

■ DOMESTIC DAY TRIP  
 ■ DOMESTIC OVERNIGHT  
 ■ INTERNATIONAL

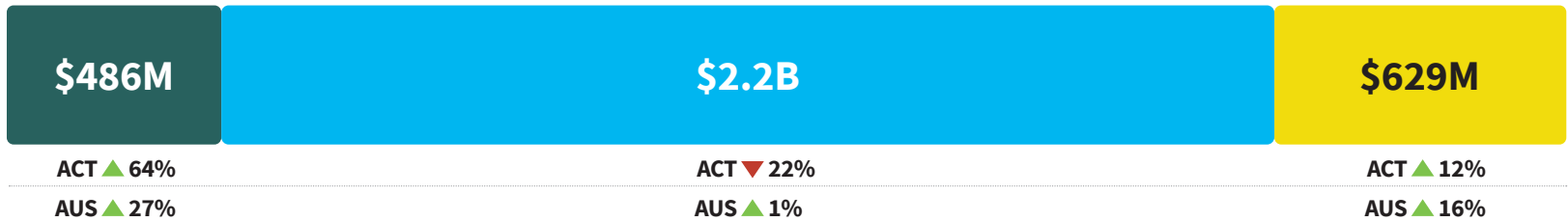
## TOTAL EXPENDITURE



**\$3.3  
BILLION**

ACT ▼ 10%  
AUS ▲ 10%

Expenditure  
Growth  
YoY




## VISITORS TO THE ACT



**4.6  
MILLION**

ACT ▲ 4%  
AUS ▲ 6%

Visitors  
'000s  
Growth  
YoY



**AVERAGE  
SPEND PER  
TRIP**




## VISITOR NIGHTS



**12.2  
MILLION**

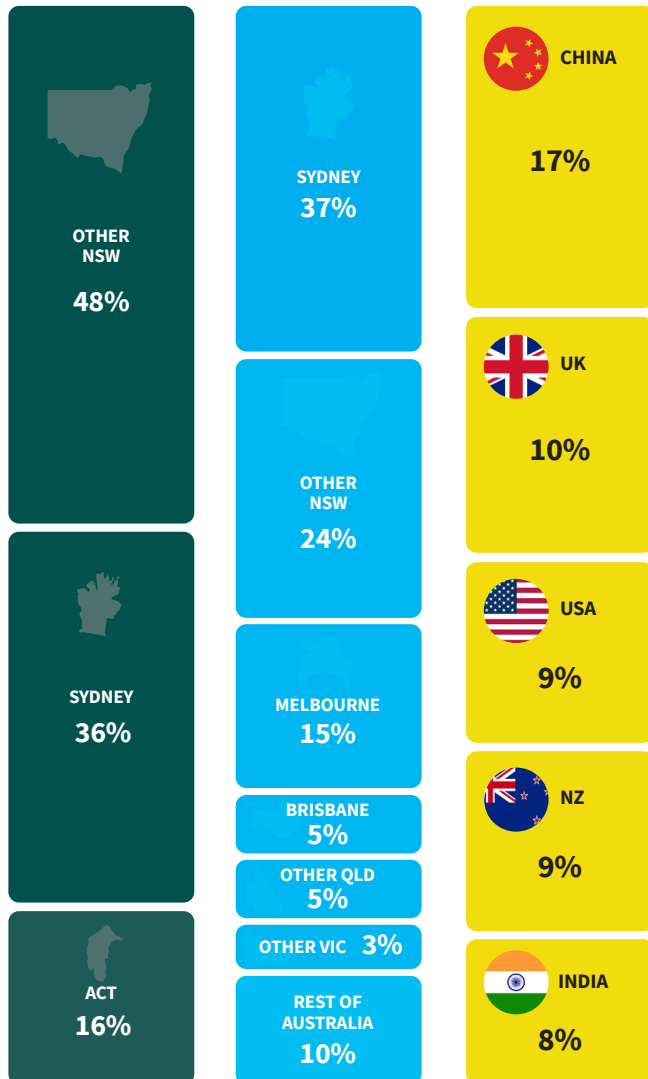
ACT ▲ 9%  
AUS ▲ 4%

V. Nights  
'000s  
Growth  
YoY



■ DOMESTIC DAY TRIP   
 ■ DOMESTIC OVERNIGHT   
 ■ INTERNATIONAL

## WHERE DO THEY COME FROM?



## WHY ARE THEY COMING?

